



SELF ASSESSMENT REPORT

2023 -24

INTERNAL QUALITY ASSURANCE CELL (IQAC)

**RAJIV GANDHI GOVERNMENT COLLEGE,
CHAURA MAIDAN, SHIMLA H.P. 171004**

(NAAC ACCREDITED CO-EDUCATIONAL INSTITUTION AFFILIATED TO HP UNIVERSITY, SHIMLA-5)

Self-Assessment Report (SAR)
for
Annual Internal Ranking (AIR)
2023-24



Submitted to:

**Directorate of Higher Education,
Government of Himachal Pradesh**








Submitted by:





**Internal Quality Assurance Cell (IQAC)
Rajiv Gandhi Government College
Chaura Maidan, Shimla, H.P.**

Content

Criterion	Title	Page No
1	Teaching Learning	1 – 2
2	Student Support, Services and Progression	3 – 7
3	Infrastructure & Resources	8 – 10
4.	Institutional Management	11 – 13
5.	Best Practices, Innovation and Institutional Distinctiveness	14
6	Faculty Profile & Research Activities	15 – 17
7	Miscellaneous	18 – 19
	Summary of Score in SAR 2023-24	20

Self-Assessment Report (SAR) for Annual Internal Ranking (AIR) of Govt. Colleges of Himachal Pradesh for the Academic Session 2024-25







Criterion 1- Teaching Learning			
Metric	Activity	Response	Proof
1.1	Mode of Teaching		
1.1.1	Lecture method only		
	Yes		
1.1.2	Technology based teaching only or Blended Teaching	25	
	Yes		
1.1.3	Flipped Classroom		
	Yes		
1.1.4	As per the need of different groups of Students		
	Yes		
1.2	Curriculum Planning and Implementation		
1.2.1	Teaching Schedule	10	
	100%		
1.2.2	Whether learning outcomes defined.		
	Yes, Learning Outcomes are explained to the students at the start of the session. The course outcomes and programme outcomes are also shown in the institutional website.	5	
1.2.3	Curriculum Enrichment Practices (eg. Projects, Surveys, Educational tours and Industry visits)	16	
	All 4		
1.2.4	Internal Assessment Mechanism (Quizzes, Class tests, Presentations, Assignments, MTT etc.)	8	
	All Departments follows internal assessment practices as prescribed in the course curriculum		
1.2.5	Prompt communication of assessment/ results to students (eg. Displayed on College Website/ Notice Board/ Class Groups/ Submitted to COE)	6	
	Yes, Internal Assessment and results are shared with the students through the Student groups, website and college notice board within one week		
1.3	Add-on Courses/ Certificate Courses		
1.3.1	Number of Courses (To be specified separately)	5	
	1		
1.3.2	%age of students benefited (%age of students completed MOOCs/ Spoken Tutorial/ NPTEL/ Other courses offered by recognized organizations)		











10 out of 17 students of Department of Zoology participated in the Add on course																															
1.4	Student Feedback (Taken from students with 80% attendance)																														
1.4.1	Sample size																														
	Student Feedback (344) is taken from the students with more than 80 per cent attendance. The feedback is also collected from the Parents (84), Faculty Members and Alumni (42) of the institution.	5																													
1.4.2	Student's satisfaction																														
	- Feedback Analysed (Report Enclosed). Average Student Satisfaction from teaching practices followed by the teachers is 4.37 out of 5 (87.4%).	8																													
1.4.3	Action on Feedback																														
	- ATR Enclosed as Proof	10																													
1.5	Examination Results																														
1.5.1	%age of Students Passed																														
	<table border="1"> <thead> <tr> <th>Class</th> <th>Appeared</th> <th>Passed</th> <th>%age</th> </tr> </thead> <tbody> <tr> <td>BA</td> <td>451</td> <td>389</td> <td>86.25</td> </tr> <tr> <td>B.Sc.</td> <td>56</td> <td>42</td> <td>75.00</td> </tr> <tr> <td>B.Com.</td> <td>121</td> <td>76</td> <td>62.80</td> </tr> <tr> <td>BCA</td> <td>33</td> <td>24</td> <td>72.72</td> </tr> <tr> <td>PGDCA</td> <td>33</td> <td>33</td> <td>100.00</td> </tr> <tr> <td>Total</td> <td>694</td> <td>555</td> <td>81.27</td> </tr> </tbody> </table>	Class	Appeared	Passed	%age	BA	451	389	86.25	B.Sc.	56	42	75.00	B.Com.	121	76	62.80	BCA	33	24	72.72	PGDCA	33	33	100.00	Total	694	555	81.27	9	
Class	Appeared	Passed	%age																												
BA	451	389	86.25																												
B.Sc.	56	42	75.00																												
B.Com.	121	76	62.80																												
BCA	33	24	72.72																												
PGDCA	33	33	100.00																												
Total	694	555	81.27																												
1.5.2	%age of Students with A Grade and above																														
	<table border="1"> <thead> <tr> <th>Class</th> <th>1st Division</th> <th>Passed</th> <th>%age</th> </tr> </thead> <tbody> <tr> <td>BA</td> <td>212</td> <td>389</td> <td>54.50</td> </tr> <tr> <td>B.Sc.</td> <td>27</td> <td>42</td> <td>64.29</td> </tr> <tr> <td>B.Com.</td> <td>25</td> <td>76</td> <td>32.89</td> </tr> <tr> <td>BCA</td> <td>21</td> <td>24</td> <td>87.5</td> </tr> <tr> <td>PGDCA</td> <td>24</td> <td>33</td> <td>72.73</td> </tr> <tr> <td>Total</td> <td>309</td> <td>555</td> <td>55.67</td> </tr> </tbody> </table>	Class	1 st Division	Passed	%age	BA	212	389	54.50	B.Sc.	27	42	64.29	B.Com.	25	76	32.89	BCA	21	24	87.5	PGDCA	24	33	72.73	Total	309	555	55.67	8	
Class	1 st Division	Passed	%age																												
BA	212	389	54.50																												
B.Sc.	27	42	64.29																												
B.Com.	25	76	32.89																												
BCA	21	24	87.5																												
PGDCA	24	33	72.73																												
Total	309	555	55.67																												
1.5.3	Number of Students in University Merit																														
	N.A.																														







Criteria - I Score Summary









Score Obtained	Max. Score
115	140






Criterion 2- Student Support, Services and Progression

Metric	Activity	Response	Proof
2.1	Pre and Post-Admission Counselling		
2.1.1	Admission Schedule, Courses available, Student Intake, Eligibility conditions communicated through various Media		
	Information about admission schedule, courses available, student intake and eligibility conditions are communicated through: 1) College Website (www.gccm.ac.in) 2) College Prospectus 3) Notices	5	
2.1.2	Pre-admission Counselling		
	Yes, Pre admission counselling is done by the faculty members of the institution. Those students who fail to secure admission in the subject of their choice due to their low percentage and limited number of seats in the subject concerned are counselled by the faculty members, either telephonically or in physical mode about the choice of courses available and the career prospectus in each subjects offered by the institution.	10	
2.1.3	Students oriented about: Institution, Students Facilities, Library, Introductory session with Faculty and Staff, Academic Calendar, Requirement of Credits per Course, CCA and other requirements Post-admission		
	Post admission and counselling through students induction programme at the start of the session is held. In this programme faculty members and administrative staff is introduced with the students and detailed information about institution, student facilities, library, academic calendar, credit system, CCA and all is provided to the students.	10	
2.2	Scholarships		
2.2.1	Awareness about different Scholarship Schemes and 100% coverage of all eligible students		
	Yes, students are made aware about all scholarship programmes available in the institution through institutional website, WhatsApp groups, Prospectus and Notice Board	5	
2.2.2	Scholarships other than Government Schemes		
	- Sitaram Jindal Foundation	5	
2.3	Sports and Cultural Activities		
2.3.1	%age of Students participating in Sports Activities		
	(11-15)%. (Students of the college participate in 19 inter college sports events. Students of department of physical	6	

	education also mandatorily participate in sports events of their interest.)		
2.3.2	%age of Students participating in Cultural Activities		
	(16-20)% (Students participate in HPU Inter College Group I, II, III and IV Activities. The students also participate in cultural activities conducted by the NCC, NSS, R&R, and Departmental Functions. Students also participate in the cultural events of Fresher's Day, Farewell Function)	10	
2.3.3	Medal/ Trophy won in Sports/ Cultural activities		
	a. National/ Inter-University		
	b. State/ Inter-College		
	- Yes (List Enclosed)	10	
	c. District level (also includes cluster level)		
2.4	Students Participating in NSS/ NCC/ Rovers & Rangers/ Clubs & Societies		
2.4.1	NSS		
	There are two units of NSS and sanctioned strength of 200 in the college.	4	
2.4.2	NCC		
	There is sanctioned strength of 69 cadets (49 SD and 20 SW)	4	
2.4.3	Rovers & Rangers		
	There are 30 students enrolled in the Rover and Ranger Unit of the college.	4	
2.4.4	Road Safety		
	There is an active Road Safety Club functional in the college with 71 members.	4	
2.4.5	Red Ribbon/ Eco Club/ Youth Red Cross/ and other Clubs & Societies		
	There is Red Ribbon Club in the college There is also Eco Club in the college Most of the departments of the college have functional clubs and societies	4	
2.5	NSS/ NCC/ Rovers & Rangers participating in:		
2.5.1	National Camps/ RD Parade		
	- 3 cadets (2 in RD 2023 and 1 in RD 2024) participated in RD Parade held at New Delhi - 1 cadet attended IMA attachment camp at Dehradun - 3 cadets attended <i>Ek Bharat Shresth Bharat</i> Camp held at Malerkotla (1) and Secunderabad (2)	10	

	<ul style="list-style-type: none"> - 1 cadets attended Rock climbing camp at Gujarat - 1 cadet attended Narmada Trekking Camp at Gujarat - Cdt. Smriti Kaundal represented Himachal Pradesh in North Zone Khelo India Phase 2 at Lucknow 		
2.5.2	State Camps/ Parade		
	<ul style="list-style-type: none"> - 25 cadets participated in Independence Day Parade at the Ridge Shimla - Cadets of NCC Units participated in CATC Camp 136 and 138 held at Govt. College Karsog 		
2.5.3	Award won in these activities		
	a. National		
	<ul style="list-style-type: none"> - Cdt. Sahil Chauhan was awarded the best cadet in the Army wing Senior Division of Punjab , Haryana, Himachal Pradesh and Chandigarh and brought many more laurels for the college 		
	b. State		
	<ul style="list-style-type: none"> - Cadets of the college won first prize in quiz, guard mounding, Drill, Skit, Group Dance; second position in volleyball competition and third in group dance 	8	
	c. Cluster level		
	<ul style="list-style-type: none"> - 8 cadets participated in Director General, Lieutenant General Gurbirpal Singh, AVSM, VSM visit to Shimla 		
2.6	Anti-Drug Awareness Programmes		
2.6.1	Number of Awareness Programmed organized		
	3	4	
2.6.2	%age of Students benefited		
	70%	4	
2.6.3	Counselling of suspected addicts		
	01	2	
2.7	Gender Equity		
2.7.1	Number of Health/ sensitization Programmes organized		
	Health Camp = 01 Sensitisation Programmes = 03	3	
2.7.2	%age of Students benefited		
	50%	3	
2.7.3	Women Anti-Sexual Harassment Committee constituted as per norms		
	Yes	2	









2.7.4	Grievance Redressal as per timeline		
	Yes	2	
2.8	Mentor-Mentee Groups		
2.8.1	Sessions conducted per group of students		
	More than 3 session per faculty Mentor Mentee system is operational in the institution. The Mentor Mentee groups are formed and the sessions with students are mandatorily required to be held at least once at the start of the session and then subsequently as per the need of the students.	8	
2.9	Coaching for National level Competitive Examinations/ HAS		
	- UGC NET Coaching Session Organised by the Department of English - Departments of the Institution held at least one career guidance session highlighting National level competitive examinations such as civil services, CDS, HPAS, UGC (NET), CGL Exams etc.	10	
2.10	Remedial Classes/ Bridge Courses		
2.10.1	%age of Students benefited	8	
	(16-20)% students benefitted from the remedial classes.		
2.11	Capacity Building of Students		
2.11.1	Life Skills (Yoga, Martial Arts, Problem Solving, Critical Thinking, Decision Making, Effective Communication Skills, Coping with Stress and Emotions etc.		
	- Leadership Skills for students by Dept of Tourism - Session on Stress and Emotional Strength - Life skill activities conducted by Dept of Commerce	10	
2.11.2	Language-cum-Graduate Attributes Development programmes		
	- Workshop by Department of Hindi	10	
2.12	Career Counselling& Placement Cell		
2.12.1	Number of Career Counselling Sessions organized for each group of Students		
	More than 5 sessions	6	
2.12.2	Number of Placement Drives		
	One Job Fair conducted	2	
2.12.3	Self-Employment Modules organized		
	Nil		
2.12.4	Number of Students benefited		
	Less than 50 percent students benefitted from the career counselling and placement cell activities	4	












2.13	Student's Progression		
2.13.1	%age of Students opted for Higher Education up to 20%	4	
2.13.2	Number of Students who cleared National Level Examination (IAS, CDS, OTA, JAM, NET etc.) and HAS, AP through HPPSC Students passing out from the institution have cleared national level examinations and examinations conducted by HPPSC etc.	20	
2.14	Number of Co-curricular and Sports Activities organized		
2.14.1	Inter-University Events (Zonal/ National) Nil	-	
2.14.2	Inter-College Events Nil	-	
2.14.3	Intra-College Events (Annual Athletic Meet and Cultural Functions) Intra College events are organised in the form of celebration of important days by NSS, NCC, R&R, Subject Societies, also as part of selection camps to sports and cultural events of Himachal Pradesh University, Shimla – 5	9	
2.15	Annual Prize Distribution organized: Yes	10	
2.16	College Magazine Published: Yes	10	
2.17	College Website updated regularly or not Yes	10	https://www.gccm.ac.in/





Criteria – II Score Summary

Score Obtained	Max. Score
240	280

Criterion 3- Infrastructure & Resources











Metric	Activity	Response	Proof
3.1	Classrooms		
3.1.1	Classrooms are well maintained		
	Classrooms are well maintained with adequate furniture and ICT facilities in most of the classrooms. The activities of students are monitored through CCTV cameras installed in the classrooms.	10	
3.2	Library Facilities		
3.2.1	Whether adequate print books available		
	More than 15683 books available for 2833 students i.e. 553 books per 100 students	3	
3.2.2	Whether daily Newspapers (minimum 5), Magazines (minimum 3), and Journals (minimum 3) are available		
	Subscription of Newspapers, Magazines and Journals: - 12 Newspapers, - 9 Magazines and - 4 Journals are subscribed	3	
3.2.3	Whether access to e-Resources available		
	Access to e-resources is available through N-List	3	
3.2.4	Seating Capacity in the Library		
	Seating capacity for 200 students available in the college library i.e. 7.05 per cent of total student strength)	4	
3.2.5	Usage of Library Resources		
	The library is open on all workdays from 10:00 AM to 5:00 PM. Student make use of seating facility for study purpose, e-resource centre with internet facility for academic works and automated library kiosk for finding the books of their interest. The students can also issue books and the issue return rate of books in the library are 25-30 books per day and footfall of students in the library is more than 100 students per day. Therefore, the usage of library resources is more than 50 percent.	7	
3.2.6	Digital Library having at least 5 computer systems with Internet Facility		
	College library has 7 computers with internet facility exclusively available for student usage. 5 more computers are for the use of library staff and faculty members.	5	
3.3	ICT Facilities		
3.3.1	Number of Interactive Panels/ Virtual Classrooms Multimedia, Projectors/ K-Yan		
	Interactive Panels = 7 Virtual Classroom = 1	5	














	Projectors = 8 K-Yan = 03		
3.3.2	%age of Teachers using ICT Facilities	5	
	100%		
3.3.3	Number of Students benefited from ICT Facilities	5	
	100%		
3.3.4	Internet Connections- Leased Line/ Fibre Network/ Wi-Fi Campus	5	
	Yes. The institution have 4 Connection (225 Mbps, 225 Mbps, 150 Mbps, 150 Mbps speed) of Fibre Network of BSNL and the campus is Wi-Fi enabled with Jio Network		
3.3.5	Use of ICT Facilities	5	
	- Teaching - Presentation by Students - Quiz - Departmental Activities		
3.4	Facilities for Specially-abled Students		
3.4.1	Ramps/ Wheel Chairs/ Support Railing	2	
	Yes		
3.4.2	Separate Washroom	2	
	Yes (1)		
3.5	Sports Facilities		
3.5.1	Number of Games/ Sports activities conducted	8	
	Sports activities were conducted as part of selection for the inter-college competition teams of the college. College teams participated in 17 men and 4 women sports events across the state.		
3.5.2	Indoor Sports Facility	4	
	Yes		
3.5.3	Adequate Sports Equipments	4	
	Yes		
3.5.4	Gymnasium (Operational)	4	
	Yes		
3.6	Auditorium/ Hostels/ Seminar Hall/ Staff Quarters		
	Auditorium = Yes Hostel = No Seminar Hall = Yes Staff Quarters = No	8	







3.7	Laboratory Facilities		
3.7.1	Laboratories with adequate equipment according to syllabi	10	
	Yes		
3.7.2	Usage of available Lab Infrastructure	10	
	Yes (100%)		
3.8	Computers		
3.8.1	Adequate number of Computers	5	
	146 computers are available for 2833 students making computer student ratio = 19.40		
3.8.2	Usage of Computer Hardware	5	
	Computer Hardware are used		
3.9	Canteen, Staff Room/ Faculty Room, Space for NSS, NCC, Rovers & Rangers, Examination Room, Medical Care Facilities		
	Canteen = Yes Staff Room / Faculty Room = Yes Space for NSS = Yes Space for NCC = Yes Space for R&R = Yes Examination Room = Yes Medical Care Facility = No	10	
3.10	Documentation of Academic, Co-curricular and extra-curricular activities, and achievement of Students and Staff on regular basis		
	Documentation of Academic Activities = Yes (Departmental Registers maintained by the departments to record academic activities) Documentation of Co-Curricular Activities = Yes (Activity Register) Documentation of Student Achievements = Yes (Sports, Music and Clubs and Societies etc) Documentation of Staff Achievements = Yes (IQAC)	20	

Criteria – III Score Summary

Score Obtained	Max. Score
152	160

Criterion 4: Institutional Management			
Metric	Activity	Response	Proof
4.1	Institutional Vision		
4.1.1	Vision Document		
	Yes	6	
4.1.2	Institutional Development Plan (IDP)		
	Yes	6	
4.1.3	Plan of Action for above		
	Yes	6	
4.2	IQAC		
4.2.1	Number of Meetings per year		
	7	6	
4.2.2	Number of Programmes organized (Trainings, Workshops, IPR etc.)		
	3	6	
4.3	Management of Institutional Funds		
4.3.1	Funds (BF, AF, PTA etc.) used/ spent for Institutional Development/ Student's Welfare		
	Rs.96,40,678 (73.9% of Total Funds)	8	
4.3.2	Periodic Audit		
	Yes. - Audit of funds by the state agency are done till March, 2023. - The Audit by the AG is done and report of the Audit awaited. - Audit of NSS, PTA and Self Finance Courses is done till 2023-24.	2	
4.3.3	Settlement of Bills/ Advances within a specified time frame		
	Yes	4	
4.4	Grievance Redressal of Students and Employees		
4.4.1	Redressal within a week		
	Yes	10	
4.5	Green and Clean Campus		
4.5.1	Green Initiatives of Institution (at least 3)		
	- Vermicompost Unit - E-Waste Drives and Camps - Restricted Entry of Vehicles and Restricted Parking	6	












	<ul style="list-style-type: none"> - Pedestrian Friendly Way - Digitisation of Office Work - Landscaping with trees and plants - Cleanliness Drives in the Campus 		
4.5.2	Cleanliness in washroom, Buildings and Campus		
	The cleanliness of the institution is rated as excellent.	10	
4.6	Facilities for Students		
4.6.1	Common Room for Girls		
	Yes	3	
4.6.2	Adequate Toilets as per Student's strength		
	Yes (22 toilets are available for the use of students with 1 toilet for persons with disability.)	3	
4.6.3	Sanitary Napkin Vending Machines/ Incinerators regularly put in use		
	Yes	3	
4.6.4	CSCA Room with proper furniture		
	Yes	3	
4.6.5	Student Centre for Co-curricular activities and its regular usage		
	<ul style="list-style-type: none"> - Multipurpose playground - Multipurpose Auditorium 	3	
4.6.6	Regular use of Playground		
	Yes	3	
4.7	Regular Updation of Service Books/ Service Records		
	Yes	3	
4.8	Timely submission of ACRs		
	Yes	3	
4.9	Prompt Response to Official Correspondence		
	Yes	5	
4.10	Proper Maintenance of Official Records (Cash Books/ Stock Registers, Fund Registers, Leave Records, Fine Fund etc.)		
	Yes	10	
4.11	Proper Record of Student's Attendance and CCA		
	Yes	10	
4.12	Whether ranked by NIRF, other Agencies		
	No	0	
4.13	Whether accredited by NAAC		
	Yes	12	

4.14	Whether AQARs are being submitted as per time line annually or not	12	
	Yes		
4.15	Recognition for Exemplary Contributions of the Staff and Students	8	
	Yes		
4.16	Involvement of Stakeholders		
4.16.1	PTA		
	- PTA Constituted as per Norms = Yes (1) - PTA Supportive = Yes (1) - Significant Contribution of PTA = Rs.14,85,423 spent on student welfare	12	
4.16.2	OSA		
	- OSA framed as per Norms = Yes (1) - Financial Contribution = Rs. 16406 - Non Financial Contribution in the form of talk, interactive session, on regular basis = 4	5	
4.17	Feedback from Stakeholders other than Students and action taken there on		
	- Parents Feedback - Alumni - Teacher's Feedback	4	
4.18	Annual Review Meeting on Student's Outcomes in Academics, Co-curricular, Extra-Curricular and Extension Activities and action taken during next Academic Session for achieving Excellence	25	
	Yes		

Criteria – IV Score Summary

Score Obtained	Max. Score
197	220








Criterion 5 - Best Practices, Innovation and Institutional Distinctiveness

Metric	Activity	Response	Proof
5.1	Best Practices Description & Outcome of Best Practices (at least two)		
	Best practice – I	20	
	Best Practice – II		
5.2	Special Initiatives taken for:		
5.2.1	Energy Conservation/ Use of Solar Energy		
	Yes		
5.2.2	Solid Waste Segregation/ Management		
	Yes		
5.2.3	Rain Water Harvesting and its use for Gardening and Cleanliness		
	Yes	20	
5.2.4	Plastic Free Campus		
	Yes		
5.2.5	Blood Donation Camps		
	No		
5.2.6	Adoption of Villages/ Educational Institutions		
	Yes		
5.3	Social Impact of Extension Activities (On the basis of Community Feedback)		
	More than 3 Activities held	10	
5.4	Special New Innovative Initiatives or Ideas Adopted in the College (Other than 5.2 given above)		
	Yes	16	
5.5	Collaborations		
5.5.1	With Peer Educational/ Research Institutions		
	Yes	5	
5.5.2	With other Government Bodies/ Industries		
	Yes	5	

Criteria – V Score Summary

Score Obtained	Max. Score
76	80


Criterion 6 Faculty Profile & Research Activities

Metric	Activity	Response	Proof																										
6.1	%age of Teachers with Ph.D.																												
	32 teachers out of 52 faculty members are Ph.D. degree holders (61.5%)	4																											
6.2	Teachers as Research Guides																												
	N.A.																												
6.3	Number of Orientation Programmes, Refresher Courses, Faculty Development Programmes and Workshops of one week or more attended by Teachers (in last three years)																												
	More than 30 percent of the faculty members	10																											
	<table border="1" style="width: 100%; border-collapse: collapse;"> <thead> <tr> <th style="width: 30%;">Programme</th> <th style="width: 15%;">2021-22</th> <th style="width: 15%;">2022-23</th> <th style="width: 15%;">2023-24</th> <th style="width: 25%;">Evidence</th> </tr> </thead> <tbody> <tr> <td>Orientation Programmes</td> <td style="text-align: center;">04</td> <td style="text-align: center;">03</td> <td style="text-align: center;">02</td> <td rowspan="5" style="text-align: center; vertical-align: middle;"></td> </tr> <tr> <td>Refresher Courses</td> <td style="text-align: center;">04</td> <td style="text-align: center;">07</td> <td style="text-align: center;">20</td> </tr> <tr> <td>Faculty Development Programmes</td> <td style="text-align: center;">07</td> <td style="text-align: center;">26</td> <td style="text-align: center;">17</td> </tr> <tr> <td>Workshop of 1 Week or More</td> <td style="text-align: center;">05</td> <td style="text-align: center;">02</td> <td style="text-align: center;">15</td> </tr> <tr> <td>Total</td> <td style="text-align: center;">20</td> <td style="text-align: center;">38</td> <td style="text-align: center;">54</td> </tr> </tbody> </table>	Programme	2021-22	2022-23	2023-24	Evidence	Orientation Programmes	04	03	02		Refresher Courses	04	07	20	Faculty Development Programmes	07	26	17	Workshop of 1 Week or More	05	02	15	Total	20	38	54		
Programme	2021-22	2022-23	2023-24	Evidence																									
Orientation Programmes	04	03	02																										
Refresher Courses	04	07	20																										
Faculty Development Programmes	07	26	17																										
Workshop of 1 Week or More	05	02	15																										
Total	20	38	54																										
6.4	Projects/ Patents/ Fellowships/ Associateships:																												
6.4.1	Major																												
	N.A.																												
6.4.2	Minor																												
	N.A.																												
6.4.3	Patents																												
	N.A.	3																											
6.4.4	Fellowships																												
	N.A.																												
6.4.5	Associateships																												
	Yes																												
6.5	Number of Papers Presented in Conferences/ Seminars/ Symposia (in last three years)																												
6.5.1	International level																												
	52	8																											
6.5.2	National/ Regional/ State level																												

33				
6.6 Seminars, Workshops, Conferences and Trainings organized by the Institution				
6.6.1 International level				
	2021-22	2022-23	2023-24	Total
	00	00	01	01
6.6.2 National level				
	2021-22	2022-23	2023-24	Total
	00	00	00	00
6.6.3 State level				
	2021-22	2022-23	2023-24	Total
	01	07	02	10
6.7 Number of Papers Published				
6.7.1 UGC Care list Journals				
03 (However, there are papers published in Scopus, SAGE and Springer Journals whose names does not figure in UGC Care List)				
6.7.2 Non-UGC Care list Journals				
13				
6.7.3 Citations				
01				
6.8 Teacher's Special Innovative Ideas (brief description thereof)				
<ul style="list-style-type: none"> - Book Bank in most of the departments - Mentor Mentee Groups formed - NSS, NCC, R&R Activities 				
6.9 Number of Books Published/ Chapters in Books				
16				
6.10 Teacher's Academic and Extension activities				
6.10.1 Resource Person				
09				
6.10.2 Member of Board of Studies/ Subject experts etc.				
04				
6.10.3 Popular Articles				
06				

6










6.11	Awards by Recognized & Reputed Organizations		
6.11.1	International = 00		
6.11.2	National = 01	8	
6.11.3	State = 03		

Criteria - VI Score Summary

Score Obtained	Max. Score
84	100

Criterion 7: Miscellaneous

Metric	Activity	Response	Proof
7.1	Any other Important Information or Initiative not covered above eg. Institution Incubation Centre, R&D-cum-Innovation Centre, B.Voc., Self Finance Courses, Add-on Courses, Internship, OJT, Green Audit, Academic Audit etc.		
	Institution Incubation Centre = No R&D-cum-Innovation Centre = Yes B. Voc. = No Self Finance Courses = Yes (BCA and PGDCA) Add-on Courses = Yes Internship = No OJT = No Green Audit = Yes Academic Audit = Yes	50	
7.2	Spot Evaluation of Institutions by the Officers from the Directorate of Higher Education/ Representatives of the Director of Higher Education	20	
	Yes, Evaluation of the Institution by Himachal Pradesh University for Affiliation		
7.3	AG Audit Paras settled up to date		
	Yes, AG Audit was done in the year 2003. Latest audit done by AG is in the year 2023-24 and the report is awaited.	5	
7.4	Local Audit Paras settles up to date		
	Yes	5	
7.5	Timeline adhered to filing reply of Court Cases/ RTI Applications/ Public Grievances received through Mukhyamantri Seva Sankalp 1100 and Centralized Public Grievance Redress and Monitoring System (CPGRAMS)		
	Yes, 2 RTI applications were received and were replied within stipulated time period.	10	
7.6	Invited Speakers on various Themes relevant to holistic development of Students		
	1. The Department of Posts, GoI along with the Commerce Department organised an awareness campaign on 2 nd September, 2024 on various services provided by the India Posts under the flagship of Dak Community Development Program 2. Seminar on Women Empowerment 3. Cyber Security Talk	10	

4. Viksit Bharat@2047 Talk			
7.7	Skill Development Training (at least 20% Students benefited)	20	
	Yes		

Criteria - VII Score Summary

Score Obtained	Max. Score
120	120

Self Assessment Report (SAR) Score Summary

Criteria	Score Obtained	Max. Score
1	115	140
2	240	280
3	152	160
4	197	220
5	76	80
6	84	100
7	120	120
	984	1100